



# THORDARSON



## NEW SPECIFICATION & REQUIREMENT WORK SHEET FOR CUSTOMER TO FAX OR EMAIL

COMPANY		PHONE	
ADDRESS	CITY	STATE	ZIP
REQUESTED BY		TITLE	
QUANTITY NEEDED	DATE NEEDED	BUDGETARY PRICE	

### TRANSFER TYPE

AUDIO   
  POWER   
  INTERSTAGE   
  FERRO (VC)   
  CHOKE   
  OTHER \_\_\_\_\_

### ELECTRICAL REQUIREMENTS

WINDING	RMS VOLTS	RMS LOAD	DC VOLTS	DC LOAD	RESISTANCE
PRIMARY 1					
PRIMARY 2					
PRIMARY 3					
SHIELD	<input type="checkbox"/> ELECTROSTATIC		<input type="checkbox"/> MAGNETIC		<input type="checkbox"/> OTHER
SECONDARY 1					
SECONDARY 2					
SECONDARY 3					

### OPERATING PARAMETERS

POWER	REGULATION: _____%	<input type="checkbox"/> 50/60 Hz	<input type="checkbox"/> 400 Hz	<input type="checkbox"/> OTHER _____
AUDIO	BANDWIDTH	FROM _____ H TO _____ H @ Hz		
	IMPEDENCE	PRIMARY _____Ω	SECONDARY _____Ω	
CHOKE	INDUCTANCE	_____ H @ _____ VAC, _____ mA DC		
FERRO	RESONANCE CAPACITOR _____μF	RECTIFIER	<input type="checkbox"/> BRIDGE	<input type="checkbox"/> CENTER TAP
	CURRENT LIMITING _____amps	DUTY CYCLE: TIME ON: _____		TIME OFF _____

### TERMINATION STYLE

WIRE LEADS   
  QUICK DISCONNECTS   
  SOLDER LUGS   
  OTHER

### INSULATION REQUIREMENT

CLASS A (105C)   
  CLASS B (130C)   
  CLASS F (155C)   
  CLASS H (180C)   
  CLASS R (220C)

### AGENCY APPROVAL REQUIREMENT

CSA   
  FCC   
  TUV   
  VDE   
  UL   
  OTHER \_\_\_\_\_

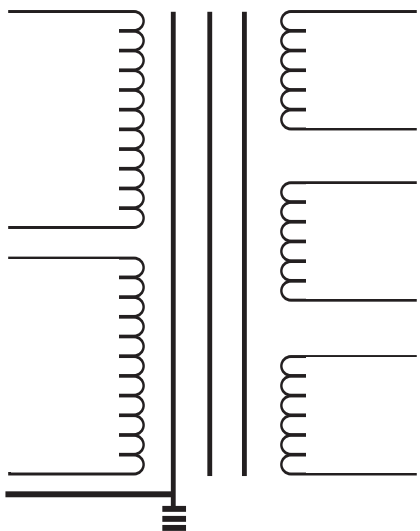
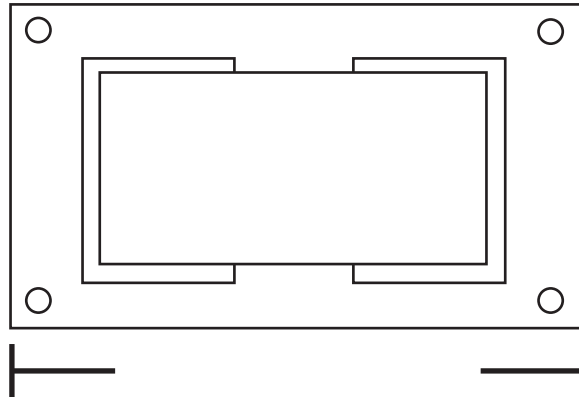
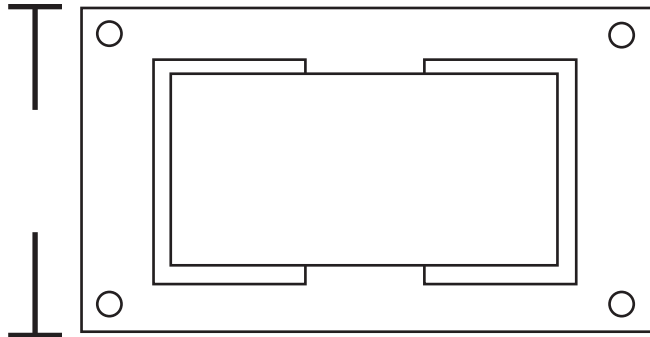
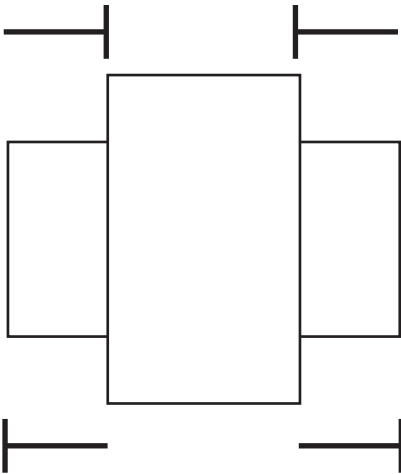


# THORDARSON



## NEW OUTLINE DRAWING AND SCHEMATIC WORK SHEET FOR CUSTOMER TO FAX OR EMAIL

**Draw in lead exits and mounting type.**



**Special Requirements:**